


Name \_\_\_\_\_

Period \_\_\_\_\_ Date \_\_\_\_\_

## Frameworks for America's Past - Web Site Scavenger Hunt -

### Frameworks for America's Past Home Page: [www.fasttrackteaching.com/ffap](http://www.fasttrackteaching.com/ffap)

1. On the Home page, you can see all the units we will study this year. How many units are listed?



2. Which unit is the one you would probably be most interested in?

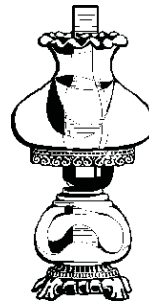
3. What is the unit number for the topic of **Growing Cities and Immigration**?

4. Go to the main page for Unit 4 by clicking on the link beside the number.

Once there, click on the link to go to the **Teacher / Student Key pages**.

You will see the notebook pages for this unit. Look at the first page - the unit title page (page 55). What does the drawing on that page show?

5. Find the **Words and People to Know** list under the drawing on the unit title page. List two of the words you will be learning.



6. Scroll down through the pages. Notice that there is a unit outline, and other pages that show how your completed notebook pages will look.

Scroll to the last page for this unit, the page labeled **Glossary**. What does the glossary page tell you?

7. Return to the **Unit 4 - Growing Cities and Immigration** main page.

Scroll down a little to find the section that has historical photo sets. Click on the link for historical photo set # **2 - Immigration and Ellis Island**.

Look at the pictures and read the captions over each picture. Tell which picture you find most interesting, and explain why.

8. Return again to the main page for Unit 4. Scroll down and find the section with the **YouTube videos and Internet sites** links.

Find and click on the link for the video **Statue of Liberty and Ellis Island – 2 minute tour**. Tell one interesting scene or image you like from the video.

9. Return again to the Unit 4 main page. Find and click on the link for **Web cam: New York City - Times Square**. Tell something you see in the live video feed.

10. Return again to the Unit 4 main page, and hit the **Home** button at the top.

Once on the Home page, scroll down past the list of all the units. Find the **Bonus Items - Maps, Music, and More!** section.




Click on the link for **Maps, map review, and the 50 States Game**.

When the new page loads, click on the link for **The States and Regions of the U.S.** How many regions are shown on the first map?

11. Name a state the map shows is in the Southeast Region.

12. Return to the **Home** page, and look again in the **Bonus Items - Maps, Music, and More!** section.

Click on the link for the list of **History Videos & Movies**.



Look over the list, and write the titles of two movies that you might like to watch this year at home, if your parents give you permission.

13. Return to the **Home** page. Find the link for **Music and Songs**.

Look over the lists. Click on the links to sample a few of the songs. They have been favorites in the past and are still often performed today. List two that you like best below.



14. Return to the Home page. The name of the web site is:

---

## Frameworks for

---

**When you are done, you may watch and listen to more of the music selections, or explore any of the other pages on the web site!**

